

# MAXPUMP

DESIGNED FOR ELITE ATHLETES



# CATALOGUE

# MAXPUMP ENGINEERED IN USA

Established in 2019 and engineered in the USA

MAXPUMP is committed to crafting professional training equipment tailored for elite athletes. Collaborating with top-notch professionals and institutions worldwide, we continuously innovate, creating unique and scientifically patented products, aiming for perfection in every product.

Innovative design  
Premium quality  
Timely delivery  
Customizable options

MAXPUMP



# OUR TEAM

## BIG RAMY

Global Brand Ambassador  
Middle East Director  
R&D & Technical Advisor

## KAMAL ELGALNI

Global Brand Ambassador  
North Africa Director  
R&D & Technical Advisor

## ROELLY WINRKELAAR

Global Brand Ambassador  
R&D & Technical Advisor

## LARRY WHEELS

Product Testing Expert

**MAXPUMP**



MAXPUMP

# *CATALOGUE*

1-10 **EVOLUTION**

11-30 **P-LOADED**

31-36 **ELITE**

37-42 **BENCH&RACKS**

43-48 **GLUTEMAX**

49-70 **FREE WEIGHT**



**EVOLUTION** STRENGTH

The Evolution series adheres to biomechanical principles, utilizes patented technology to create innovative superset training equipment. Grounded in scientific biomechanics, our focus is to maximize user efficiency, minimize tendon pressure, and prevent exercise-related injuries. By integrating specialized angles based on ergonomic principles, we aim to achieve peak muscle fiber output in the shortest time.

**A7021**



**DECLINE CHEST PRESS & PEC DEC SUPERSET**

DIMENSIONS	STACK
906.3*1730*2103(MM)	125KG
3.0*5.7*6.9(FT)	276LB



**DETAILS**

- Machine for training pectoralis
- Advanced Biomechanics
- Adjustable seat height and chest position
- Combination training of decline chest press and chest fly
- Full range of motion for pec dec moving parts



**A7031**



**TRICEP OVERHEAD EXTENSION & DIP SUPERSET**

DIMENSIONS	STACK
1630*1200*1625(MM)	100KG
5.3*3.9*5.3(FT)	220LB



**DETAILS**

- Machine for training pectoralis, triceps
- Advanced Biomechanics
- Adjustable seat height and chest position
- Combination training of decline chest press and chest fly
- Full range of motion for pec dec moving parts



## A7003



### STANDING LATERAL RAISE & FLY

DIMENSIONS	STACK
1450*950*2040(MM) 4.8*3.1*6.7(FT)	125KG 276LB



#### DETAILS

- Machine for training deltoids and pectoralis
- Advanced Biomechanics
- Adjustable vertical running track



## A7008



### HIGH ROW & LOW ROW SUPERSET

DIMENSIONS	STACK
2230*1370*1610(MM) 7.3*4.5*5.3(FT)	125KG 276LB



#### DETAILS

- Machine for training back
- Advanced Biomechanics
- Adjustable seat height
- 5 positions angle design
- Full range of motion
- Support heavy weight training



## A7012



### PREACHER MULTI BICEPS CURL

DIMENSIONS	STACK
920*1260*1585 (MM) 3.02*4.13*5.2(FT)	100KG 220LB



#### DETAILS

- Machine for training biceps
- Advanced Biomechanics
- Adjustable seat height
- 5 positions angle design
- Full range of motion
- Support heavy weight training



## A7039



### STANDING MULTI ROTARY BICEPS CURL

DIMENSIONS	STACK
1060*1070*1760(MM) 3.5*3.5*5.8(FT)	100KG 220LB



#### DETAILS

- Machine for training biceps
- Advanced Biomechanics
- Adjustable seat height
- Comprehensive training of long head, lateral head and medial head of triceps



## A7035



### SEATED SUPER DUAL PULLDOWN

DIMENSIONS	STACK
1740*1020*2500(MM) 5.7*3.3*8.2(FT)	200KG 441LB



#### DETAILS

- Machine for training back, deltoids, arms
- Advanced Biomechanics
- The moving parts can be adjusted up and down, left and right
- Horizontal adjustment of seat
- Unilateral or bilateral exercise
- Rotary handle grip design



## A7020



### SEATED LATERAL RAISE & PRESS SUPERSET

DIMENSIONS	STACK
1290*950*1730(MM) 4.2*3.1*5.7(FT)	125KG 276LB



#### DETAILS

- Machine for training deltoids
- Advanced Biomechanics
- Seated lateral raise and shoulder press
- Adjustable seat height



## A7032



### MULTI DOUBLE BACK SUPERSET

DIMENSIONS	STACK
1760*940*2430(MM) 5.8*3.08*8(FT)	125KG 276LB



#### DETAILS

- Machine for training back
- Advanced Biomechanics
- Adjustable seat height in full range
- Unilateral or bilateral exercise



## A7019



### SEATED ISO MULTI BICEPS CURL

DIMENSIONS	STACK
1270*1740*1410(MM) 4.2*5.7*4.8(FT)	100KG 220LB



#### DETAILS

- Machine for training biceps
- Advanced Biomechanics
- Adjustable seat height
- The trajectory of the arms adduction is ergonomic
- Great muscle contraction



# A7054



## STANDING ISO MULTI LEG CURL

DIMENSIONS	STACK
1040*909*1834(MM) 3.4*2.9*6(FT)	125KG 276LB



### DETAILS

- Machine for training hamstrings
- Advanced Biomechanics
- Adjustable pedal height
- Adjustable starting angle




# A7022



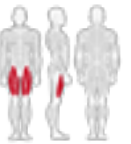
## LEG PRESS & EXTENSION SUPERSET

DIMENSIONS	STACK
2340*950*1850(MM) 7.7*3.1*6.1(FT)	150KG 330LB



### DETAILS

- Advanced Biomechanics
- Enhancing lower body strength and power
- Machine for training quadriceps, hamstrings
- Wide footrest platform
- The ergonomic design



# A7064



## CLASSIC POWER LEG EXTENSION

DIMENSIONS	STACK
1570*900*2180(MM) 5.2*2.9*7.2(FT)	150KG 331LB



### DETAILS

- Machine for training quadriceps
- Advanced Biomechanics
- Newly upgraded ergonomic design
- Adjustable thrust foam roller
- Adjustable starting angle
- Adjustable backrest



# PEC DEC FLY PRO




DIMENSIONS
1120*940*2060(MM) 3.7*3.1*6.8(FT)

STACK
125KG 276LB



# ISO LATERAL RAISE




DIMENSIONS
1690*935*1500(MM) 5.5*3.07*4.9(FT)

STACK
125KG 276LB



# DECLINE PEC DEC FLY



DIMENSIONS
1400*1120*1500(MM) 4.6*3.7*4.9(FT)

STACK
125KG 276LB

**HORIZONTAL  
MULTI LEG PRESS**

A7024



**DIMENSIONS**  
1850\*1100\*1650(MM)  
6.1\*3.6\*5.4(FT)

**STACK**  
150KG  
331LB



**LYING TRICEP  
EXTENSION**

A7023



**DIMENSIONS**  
1913\*920\*1850(MM)  
6.3\*3\*6(FT)

**STACK**  
125KG  
276LB



**SEATED ISO TRICEP  
EXTENSION**

A7043



**DIMENSIONS**  
1720\*940\*1750(MM)  
5.7\*3.1\*5.7(FT)

**STACK**  
100KG  
220LB



**A7095**



DIMENSIONS	STACK
1406*1110*1625(MM) 4.6*3.6*5.3(FT)	125KG 276LB

**DETAILS**

- Advanced Biomechanics
- Machine for training hamstrings
- Assisted handle system
- Greater range of motion
- Fully adjustable angles
- The ergonomic design



**MULTI HIP**

A7063



**DIMENSIONS**  
1140\*1070\*1610(MM)  
3.7\*3.5\*5.3(FT)

**STACK**  
100KG  
220LB



**GLUTE ISOLATOR PRO**

A7066



**DIMENSIONS**  
1600\*1200\*1900(MM)  
5.2\*3.9\*6.2(FT)

**STACK**  
100KG  
220LB



**ARC GLUTE KICKBACK**

A7067



**DIMENSIONS**  
1810\*1060\*1980(MM)  
5.9\*3.4\*6.5(FT)

**STACK**  
100KG  
220LB



**A7096**

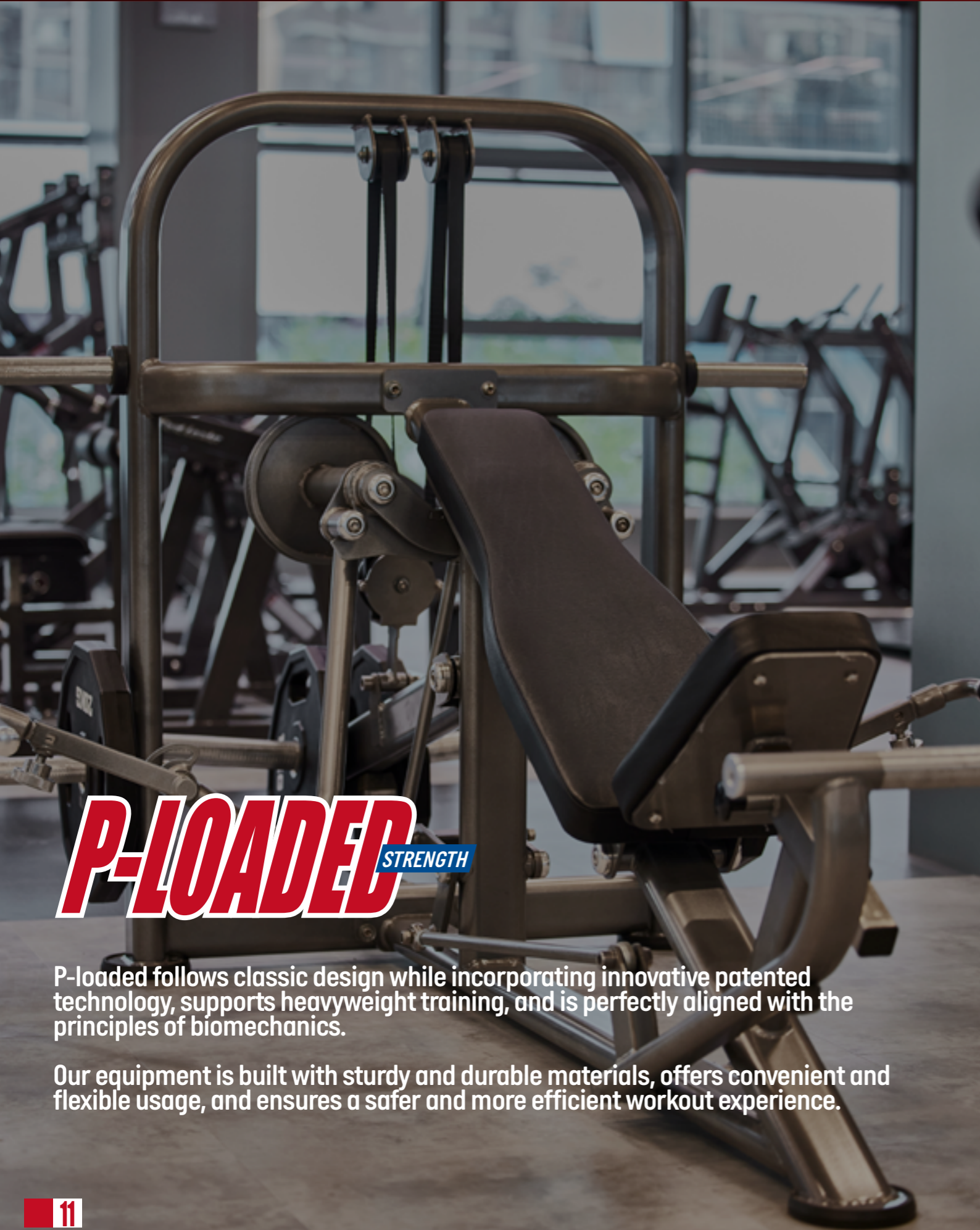


DIMENSIONS	STACK
2300*1025*2210(MM) 7.5*3.3*7.2(FT)	150(KG) 330(LB)

**DETAILS**

- Classic Design
- Targets Back Muscles
- Maximizing Full Range of Motion
- Heavy-Duty Support
- Advanced Biomechanics





**P-LOADED** STRENGTH

P-loaded follows classic design while incorporating innovative patented technology, supports heavyweight training, and is perfectly aligned with the principles of biomechanics.

Our equipment is built with sturdy and durable materials, offers convenient and flexible usage, and ensures a safer and more efficient workout experience.

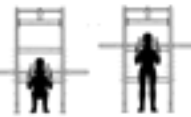
**A7080**



**3D SAFETY SQUAT**

**DIMENSIONS**

1360\*1932\*2400(MM)  
4.5\*6.3\*7.9(FT)



**DETAILS**

- Machine for training gluteus, quadriceps, hamstrings
- Advanced Biomechanics
- Patented balance control design
- Safe protection measures
- Unilateral or bilateral exercise
- Minimize pressure on the torso and knees



**A7081**



**DOUBLE TRACK SQUAT**

**DIMENSIONS**

2158\*1600\*1930(MM)  
7.1\*5.2\*6.3(FT)



**DETAILS**

- Machine for training quadriceps, hamstrings
- Advanced Biomechanics
- Multiple starting positions
- Minimize pressure on the lower back
- Convenient and safe handles for easy use



## A7029

### INCLINE HIP ABDUCTION

#### DIMENSIONS

1900\*1480\*1220(MM)  
6.2\*4.9\*4.0(FT)



#### DETAILS

- Machine for training gluteus
- Advanced Biomechanics
- Ergonomic design with adjustable hip abduction
- Efficient training for gluteus
- Handle-assisted movement
- Adjustable thigh pads



## A7004

### SEATED REAR DELTOID

#### DIMENSIONS

1700\*1340\*1400(MM)  
5.6\*4.4\*4.6(FT)



#### DETAILS

- Machine for training upper back, rear deltoids, lower middle part of trapezius
- Advanced Biomechanics
- Adjustable seat
- Adjustable backrest distance
- Design of isolated rear deltoid exercise
- Unilateral or bilateral exercise



## A7030

### ISO SMITH

#### DIMENSIONS

1336\*2022\*2270(MM)  
4.4\*6.6\*7.4(FT)



#### DETAILS

- Machine for training pectorals, back, deltoids, trapezius
- Advanced Biomechanics
- Smith double handle patented design
- Multiple exercises for different muscle groups
- Support steady heavy weight training
- Safe handle position to prevent injury



## A7002

### SQUAT STATION PRO

#### DIMENSIONS

1750\*1780\*1090(MM)  
5.7\*5.8\*3.6(FT)



#### DETAILS

- Machine for training gluteus, hamstrings, quadriceps
- Advanced Biomechanics
- Good stability and security
- Oversized heavy-duty fram
- Oversized barbell and comfortable shoulder pads



## A7015



### SEATED MULTI HIGH

**DIMENSIONS**

2250\*1340\*2010(MM)  
7.4\*4.4\*6.6(FT)



**DETAILS**

- Machine for training latissimus dorsi, rear deltoids
- Advanced Biomechanics
- Adjustable seat
- Multiple handles



## A7040



### MAX MULTI FRONT ROW

**DIMENSIONS**

1810\*1184\*1930(MM)  
6\*3.9\*6.3(FT)



**DETAILS**

- Machine for training back
- Advanced Biomechanics
- Multiple handle design
- Adjustable seat height



## A7005



### SUPINE SHOULDER PRESS

**DIMENSIONS**

2370\*1340\*1370(MM)  
7.8\*4.4\*4.5(FT)



**DETAILS**

- Machine for training deltoids Supine angle for training deltoids, reduce the pressure on the spine and triceps
- Advanced Biomechanics
- Adjustable seat angle
- Adjustable handle angle



## A7061



### STANDING TRICEP EXTENSION & DIP

**DIMENSIONS**

2125\*980\*1420(MM)  
7.0\*3.2\*4.7(FT)



**DETAILS**

- Machine for training triceps and pectoralis
- Advanced Biomechanics
- Inner rotated handle design



## A7051

### 70-DEGREE LEG PRESS

#### DIMENSIONS

2210\*1730\*1780(MM)  
7.2\*5.7\*5.8(FT)



#### DETAILS

- Machine for training quadriceps, hamstrings
- Advanced Biomechanics
- Adjustable bottom backrest
- Adjustable pedal
- Assistive handle



## A7034

### LAT PULLDOWN & LONG ROW SUPERSET

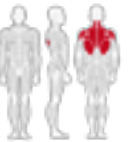
#### DIMENSIONS

2280\*1560\*2325(MM)  
7.5\*5.1\*7.6(FT)



#### DETAILS

- Machine for training back
- Advanced Biomechanics
- Rotating handle grips and moving parts
- Adjustable seat height
- Support heavy weight training

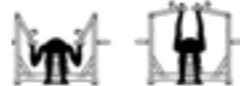


## A7062

### ISO BENCH PRESS PRO

#### DIMENSIONS

1300\*1730\*1200(MM)  
4.3\*5.7\*4.0(FT)



#### DETAILS

- Machine for training pectorals
- Advanced Biomechanics
- Rotating handle
- Adjustable seat height
- Unilateral or bilateral exercise
- Minimize pressure for deltoids and triceps



## A7037

### MULTI LOW ROW & DEADLIFT

#### DIMENSIONS

1760\*1350\*1465(MM)  
5.8\*4.4\*4.8(FT)



#### DETAILS

- Machine for training triceps and pectoralis
- Advanced Biomechanics
- Inner rotated handle design



## A7086



### ISO INCLINE CHEST PRESS

**DIMENSIONS**

1840\*1680\*1485(MM)  
6.0\*5.5\*4.9(FT)

**DETAILS**

- Advanced Biomechanics
- Machine for training upper pectoralis
- Cushion angle adjustable
- Plate loaded design
- Support heavy weight training



## A7090



### REVERSE SQUAT

**DIMENSIONS**

1750\*1700\*1680(MM)  
5.7\*5.6\*5.5(FT)

**DETAILS**

- Advanced Biomechanics
- Machine for training gluteus, hamstrings, quadriceps
- Good stability and security
- Plate loaded design
- Support heavy weight training



## A7089



### CROSSOVER LAT PULLDOWN

**DIMENSIONS**

1620\*1580\*2040(MM)  
5.3\*5.2\*6.7(FT)

**DETAILS**

- Machine for training back Handle adjustable
- Adjustable handle
- Advanced Biomechanics
- Plate loaded design
- Ergonomic design



## A7053



### VIKING PRESS

**DIMENSIONS**

1350\*1220\*1805(MM)  
4.4\*4.0\*5.9(FT)

**DETAILS**

- Build Shoulder Mass & Strength
- Independent & Balanced Movement
- Ergonomic Design
- Multi-grip handles



# A7047



## SUPPORTED ANGLE ROW

**DIMENSIONS**  
1870\*1372\*1350(MM)  
6.1\*4.5\*4.4(FT)



- DETAILS**
- Machine for training forearms
  - Innovative back row trainer
  - 65 degree angle
  - Rotatable handle
  - Adjustable chair angle



# A7048



## SEATED MIDDLE ROW

**DIMENSIONS**  
1410\*2180\*2050(MM)  
4.6\*7.2\*6.7(FT)



- DETAILS**
- Machine for training deltoids, pectoralis, triceps
  - Start the incline exercise to reduce stress on the shoulders
  - Standard weight storage eliminates the need for separate weight trees
  - The most basic bench in free weights



# A7044



## CROSSOVER MULTI SHOULDER PRESS


**DIMENSIONS**  
1665\*1842\*1500(MM)  
5.5\*6\*4.9(FT)



- DETAILS**
- Machine for training deltoids
  - Advanced Biomechanics
  - Adjustable seat height
  - Adjustable backrest angle
  - The seat can be adjusted back and forth
  - Support heavy weight training



# POWER RUNNER



**DIMENSIONS**  
1370\*1450\*1440(MM)  
4.5\*4.8\*4.7(FT)



# PENDULUM SQUAT PRO



**DIMENSIONS**  
2380\*1280\*1740(MM)  
7.8\*4.2\*5.7(FT)



# REVERSE HYPER



**DIMENSIONS**  
1650\*1250\*1600(MM)  
5.4\*4.1\*5.2(FT)



**POWER LEG PRESS**

A6017



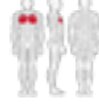
**DIMENSIONS**

1770\*2146\*1284(MM)  
5.8\*7\*4(FT)



**INCLINE PEC DEC FLY**

A7017



**DIMENSIONS**

1326\*2242\*1335(MM)  
7.1\*5.2\*6.3(FT)



**SEATED TRICEPS EXTENSION**

A7025



**DIMENSIONS**

1600\*1050\*1600(MM)  
5.2\*3.4\*5.2(FT)



**STANDING HIP THRUST**

A7026



**DIMENSIONS**

1200\*1000\*1200(MM)  
3.9\*3.3\*3.9(FT)



**SEATED ROW**

A6001



**DIMENSIONS**

1200\*1600\*1300(MM)  
4\*5.3\*4.3(FT)



**LEG EXTENSION**

A7084



**DIMENSIONS**

1650\*1350\*1100(MM)  
5.4\*4.4\*3.6(FT)



**POWER SQUAT & CALF**

A7091



**DIMENSIONS**

2260\*1320\*1765(MM)  
7.4\*4.3\*5.8(FT)



**DECLINE CHEST PRESS**

A7092



**DIMENSIONS**

1600\*1480\*1710(MM)  
5.3\*4.9\*5.6(FT)



**MULTI HACK SQUAT**

A7072



**DIMENSIONS**

1770\*2093\*1475(MM)  
5.8\*6.6\*4.8(FT)



**ABDOMINAL CRUNCH**

A6020



**DIMENSIONS**

1480\*1090\*1530(MM)  
4.9\*3.6\*5.1(FT)



**HIP THRUST**

A7027



**DIMENSIONS**

1850\*1500\*1200(MM)  
6.1\*4.9\*3.9(FT)



**BELT SQUAT**

A7001



**DIMENSIONS**

1600\*1600\*1655(MM)  
5.2\*5.2\*5.4(FT)



**CLASSIC PULLOVER**

A7006



**DIMENSIONS**

1720\*1540\*1445(MM)  
5.6\*5\*4.7(FT)



**CLASSIC WIDE PULLDOWN**

A7007



**DIMENSIONS**

1980\*1300\*1855(MM)  
6.5\*4.3\*6.1(FT)



**CLASSIC SEATED CHEST PRESS**

A7011



**DIMENSIONS**

1455.6\*1891\*1434(MM)  
4.8\*6.2\*4.7(FT)



**SEATED TRICEPS OVERHEAD EXTENSION**

A7013



**DIMENSIONS**

1326\*2139\*1520(MM)  
4.3\*7\*5(FT)



**SEATED ISO LOW ROW**

A7014



**DIMENSIONS**

1760\*1340\*1410(MM)  
5.8\*4.4\*4.6(FT)



**VERTICAL LEG PRESS**

A7016



**DIMENSIONS**

1523\*1580\*1985(MM)  
5\*5.2\*6.5(FT)



**SEATED LEGS CURL**

A7018



**DIMENSIONS**

1300\*1150\*1150(MM)  
4.3\*3.8\*3.89(FT)



**CLASSIC ISO LATERAL ROW**

A7038



**DIMENSIONS**

1420\*1050\*1360(MM)  
6.3\*3\*5.7(FT)



**CLASSIC SEATED LONG ROW**

A7036



**DIMENSIONS**

1930\*920\*1750(MM)  
6.3\*3\*5.7(FT)



**MILITARY SHOULDER PRESS PRO**

A7042



**DIMENSIONS**

1670\*2050\*1580(MM)  
5.5\*6.7\*5.2(FT)



**MULTI SHOULDER PRESS**

A7060



**DIMENSIONS**

1760\*1130\*1530(MM)  
5.8\*3.7\*5.0(FT)



**MULTI DEADLIFT & SHRUG**

A7041



**DIMENSIONS**

1760\*1350\*1465(MM)  
5.8\*4.4\*4.8(FT)



**CROSSOVER FLAT CHEST PRESS**



**DIMENSIONS**  
1685\*1860\*820(MM)  
5.5\*6.1\*2.7(FT)



**CROSSOVER INCLINE CHEST PRESS**



**DIMENSIONS**  
1800\*1842\*995(MM)  
5.9\*6.0\*3.3(FT)




**PAD SUPPORT ROW**



**DIMENSIONS**  
1960\*1385\*1480(MM)  
6.4\*4.5\*4.8(FT)



**STANDING ABDUCTOR**



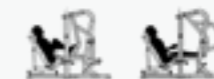
**DIMENSIONS**  
1835\*1310\*1415(MM)  
6.0\*4.3\*4.6(FT)



**HIP PRESS**



**DIMENSIONS**  
1970\*1610\*1680(MM)  
6.5\*5.3\*5.5(FT)



**HIP THRUST RACK**



**DIMENSIONS**  
1710\*1620\*930(MM)  
5.6\*5.3\*3.0(FT)



**LEG CURL**



**DIMENSIONS**  
1935\*1350\*850(MM)  
6.35\*4.4\*2.78(FT)



**ISO DECLINE CHEST PRESS**



**DIMENSIONS**  
1690\*1770\*1210(MM)  
5.5\*5.8\*4.0(FT)



**CLASSIC INCLINE CHEST PRESS**



**DIMENSIONS**  
1457\*2354\*1285(MM)  
4.8\*7.7\*4.2(FT)

**MULTI LUNGE**



**DIMENSIONS**  
1390\*1650\*960(MM)  
4.6\*5.4\*3.1(FT)



**POWER SQUAT**



**DIMENSIONS**  
2200\*1460\*1600(MM)  
7.2\*4.8\*5.2(FT)



**MAX GLUTE KICKBACK PRO**



**DIMENSIONS**  
1660\*1370\*2190(MM)  
5.4\*4.5\*7.2(FT)



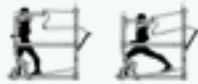
**MAX LUNGE PRO**

A7075



**DIMENSIONS**

2180\*1700\*1850(MM)  
7.2\*5.6\*6.1(FT)



**MULTI REVERSE  
GLUTE HAM**

A7058



**DIMENSIONS**

1630\*1840\*905(MM)  
5.3\*6\*2.9(FT)



**ROTATING HIP THRUST**

A7059



**DIMENSIONS**

1775\*1380\*1045(MM)  
5.8\*4.5\*2.9(FT)



**SEATED LEG EXTENSION & CURL COMBO**

A5028



**DIMENSIONS**

1300\*1150\*1620(MM)  
4.3\*3.8\*5.3(FT)

**STACK**

100KG  
220LB



**SHOULDER PRESS & CHEST PRESS COMBO**

A5027



**DIMENSIONS**

1900\*1320\*1620(MM)  
6.2\*4.3\*5.3(FT)

**STACK**

100KG  
220LB



**LEG CURL & EXTENSION COMBO**

A5026



**DIMENSIONS**

1820\*1030\*1620(MM)  
6\*3.4\*5.3(FT)

**STACK**

100KG  
220LB



**LAT PULLDOWN & SEATED ROW COMBO**

A5025



**DIMENSIONS**

1935\*1230\*2230(MM)  
6.3\*4.3\*7.3(FT)

**STACK**

100KG  
220LB



**ARMS CURL & EXTENSION COMBO**

A5024



**DIMENSIONS**

1300\*1250\*1620(MM)  
4.3\*4.1\*5.3(FT)

**STACK**

75KG  
165LB



**ABDOMINAL & LOWER BACK EXTENSION COMBO**

A5023



**DIMENSIONS**

1250\*1100\*1620(MM)  
4.1\*3.6\*5.3(FT)

**STACK**

75KG  
165LB



**Elite** STRENGTH

Elite is designed for individuals of various ages and training levels and is perfectly aligned with the principles of biomechanics to ensure safe training. Combining innovation and advanced technology, the Elite series offers unique and cutting-edge training products, delivering you the ultimate fitness experience.

**SEATED CHEST PRESS**



**DIMENSIONS**  
1400\*1450\*1620(MM)  
4.6\*4.8\*5.3(FT)

**STACK**  
100KG  
220LB

**ABDOMINAL**



**DIMENSIONS**  
1015\*980\*1620(MM)  
4.6\*4.8\*5.3(FT)

**STACK**  
75KG  
165LB

**LAT PULLDOWN  
(HIGH FULLY)**



**DIMENSIONS**  
1000\*1450\*2280(MM)  
3.3\*4.8\*7.5(FT)

**STACK**  
100KG  
220LB


**SHOULDER PRESS**



**DIMENSIONS**  
1320\*1600\*1620(MM)  
4.3\*5.2\*5.3(FT)

**STACK**  
100KG  
220LB

**SEATED ROW**



**DIMENSIONS**  
780\*1300\*1950(MM)  
2.6\*4.3\*6.4(FT)

**STACK**  
100KG  
220LB

**SEATED DIP**



**DIMENSIONS**  
1110\*1300\*1620(MM)  
3.6\*4.3\*5.3(FT)

**STACK**  
100KG  
220LB

**GLUTE HAM**



**DIMENSIONS**  
980\*1160\*1620(MM)  
3.2\*3.8\*5.3(FT)

**STACK**  
75KG  
165LB

**SEATED LEG PRESS**



**DIMENSIONS**  
1060\*1520\*1620(MM)  
3.5\*5\*6(FT)

**STACK**  
100KG  
220LB

**LEG EXTENSION**



**DIMENSIONS**  
980\*1200\*1620(MM)  
3.2\*3.9\*5.3(FT)

**STACK**  
100KG  
220LB

**LEG CURL**



**DIMENSIONS**  
950\*1780\*1620(MM)  
3.1\*5.8\*5.3(FT)

**STACK**  
100KG  
220LB

**ARM CURL BICEPS**



**DIMENSIONS**  
1090\*1170\*1620(MM)  
3.6\*3.8\*5.3(FT)

**STACK**  
75KG  
165LB

**HIP ADDUCTION /  
ABDUCTION COMBO**



**DIMENSIONS**  
1450\*1700\*1620(MM)  
4.8\*5.6\*5.3(FT)

**STACK**  
75KG  
165LB

**PEC DECK FLY WITH REVERSE**

A5015



**DIMENSIONS**

1300\*1300\*2030(MM)  
4.3\*4.3\*6.7(FT)

**STACK**

100KG  
220LB



**CHIN-UP, DIP ASSIST**

A5016



**DIMENSIONS**

1020\*2150\*2020(MM)  
3.3\*7\*6.6(FT)

**STACK**

100KG  
220LB



**ROTARY TORSO**

A5018



**DIMENSIONS**

960\*1170\*2100(MM)  
3.1\*3.8\*6.9(FT)

**STACK**

75KG  
165LB



**LATERAL RAISE**

A5020



**DIMENSIONS**

1175\*1195\*1620(MM)  
3.9\*4\*5.3(FT)

**STACK**

75KG  
165LB



**STANDING CALF RAISE**

A5021



**DIMENSIONS**

780\*1320\*1750(MM)  
2.6\*4.3\*5.7(FT)

**STACK**

75KG  
165LB



**MULTI FUNCTIONAL TRAINER**

A1062



**DIMENSIONS**

2400\*950\*2250 (MM)  
7.9\*3\*7.4(FT)

**STACK**

200KG  
440LB

**FOREARM TRAINER**

A7050



**DIMENSIONS**

1268\*800\*1020(MM)  
4.2\*2.6\*3.3(FT)



**3 STATION CABLE**

A1064



**DIMENSIONS**

1570\*2200\*2350(MM)  
5.1\*7.2\*7.7(FT)

**THE CAGE 8 STATION 9  
(2 PULL DOWN, 2 ROW)**

A7052



**DIMENSIONS**

5780\*4290\*2350(MM)  
19.0\*14.1\*7.7(FT)



# Bench & Racks STRENGTH

We carefully select premium bearings, paint, and steel — some components are up to 100mm thick. Advanced laser cutting and high-performance fiber cushions ensure our equipment delivers stability, durability, and comfort.

Our mission is to create the ultimate fitness experience, helping you enjoy both comfort and performance in every workout.

## CABLE CROSS OVER



**DIMENSIONS** A4000-25  
1080\*3500\*2220(MM)  
3.5\*11\*7.3(FT)

## DUAL PULLEY



**DIMENSIONS** A4000-26  
750\*1600\*2260(MM)  
2.5\*5.2\*7.4(FT)

## SMITH 2000



**DIMENSIONS** A4000-27(P-SM20)  
1400\*2000\*2020(MM)  
4.6\*6.6\*6.62(FT)

## SAFETY WITH PIVOT SHOULDER PRESS BENCH



**DIMENSIONS** A7055  
1815\*1712\*1930(MM)  
5.9\*5.6\*6.3(FT)

## SAFETY WITH PIVOT INCLINE BENCH



**DIMENSIONS** A7056  
1620\*1740\*1550(MM)  
5.3\*5.7\*5(FT)

## MILITARY BENCH PRO



**DIMENSIONS** A7057  
1400\*1680\*1880(MM)  
4.6\*5.5\*6.2(FT)

## OLYMPIC BENCH



**DIMENSIONS** A4000-30(F-OB)  
1750\*1600\*1060(MM)  
5.7\*5.2\*3.5(FT)

## OLYMPIC BENCH



**DIMENSIONS** A4000-30A  
1750\*1600\*1060(MM)  
5.7\*5.2\*3.5(FT)

## OLYMPIC INCLINE BENCH



**DIMENSIONS** A4000-31 (F-OIB)  
1700\*1650\*1350(MM)  
5.6\*5.4\*4.4(FT)

## SAFETY FLAT BENCH



**DIMENSIONS** A4070  
1750\*1600\*1060(MM)  
5.7\*5.2\*3.5(FT)

## SAFETY INCLINE BENCH



**DIMENSIONS** A4071  
1700\*1650\*1350(MM)  
5.6\*5.4\*4.4(FT)

## OLYMPIC DECLINE BENCH



**DIMENSIONS** A4000-32 (F-ODB)  
2160\*1710\*1140(MM)  
7\*5.6\*3.7(FT)

**UTILITY BENCH**



**DIMENSIONS** A4000-33A  
1350\*875\*750(MM)  
4.4\*2.9\*2.5(FT)

**ADJUSTABLE INCLINE BENCH**



**DIMENSIONS** A4000-33F  
1500\*650\*1300(MM)  
4.9\*2.1\*4.3(FT)

**SIT UP**



**DIMENSIONS** A4000-34  
1550\*700\*1190(MM)  
5.1\*2.3\*3.9(FT)

**ADJUSTABLE DECLINE BENCH**



**DIMENSIONS** A4000-34A  
1710\*530\*950(MM)  
5.6\*1.7\*3(FT)

**FLAT BENCH**



**DIMENSIONS** A4000-35 (F-FB)  
1250\*700\*430(MM)  
4.1\*2.3\*1.4(FT)

**ROMAN CHAIR (45~90° ADJUST TYPE)**



**DIMENSIONS** A4000-36  
1100\*840\*750(MM)  
3.6\*2.8\*2.5(FT)

**PREACHER CURL BENCH (STAND TYPE)**



**DIMENSIONS** A4000-37A  
1022\*1792\*1115(MM)  
3.4\*5.9\*3.7(FT)

**PREACHER CURL BENCH**



**DIMENSIONS** A4000-37  
805\*1070\*1030(MM)  
2.6\*3.5\*3.4(FT)

**UTILITY BENCH**



**DIMENSIONS** A4000-38 (F-UB)  
1200\*500\*1050(MM)  
3.9\*1.64\*3.4(FT)

**T-BAR ROW**



**DIMENSIONS** A4000-39 (P-TR)  
1840\*800\*1070(MM)  
6\*2.6\*3.5(FT)

**V-BAR ROW**



**DIMENSIONS** A4000-39A  
1690\*830\*970(MM)  
5.5\*2.7\*3.2(FT)

**V-BAR ROW**



**DIMENSIONS** A4000-39A  
1690\*830\*970(MM)  
5.5\*2.7\*3.2(FT)

**3D SMITH**



**DIMENSIONS** A4000-40  
1600\*2000\*2065(MM)  
5.2\*6.6\*6.8(FT)

**SMITH + HALF RACK**



**DIMENSIONS** A4000-40A  
2050\*2180\*2200(MM)  
6.7\*7.2\*7.2(FT)

**ANGLE SMITH 2000**



**DIMENSIONS** A4000-28 (SM20)  
2068\*1434\*2324(MM)  
6.78\*4.7\*7.62(FT)

**FIXED BARBELL RACK**



**DIMENSIONS** A4000-42 (F-FBR)  
910\*880\*1580(MM)  
3\*2.9\*5.2(FT)

**DISCS RACK**



**DIMENSIONS** A4000-43 (F-DR)  
600\*650\*1400(MM)  
2\*2.1\*4.6(FT)

**DUMBBELL RACK (LOW TYPE)**



**DIMENSIONS** A4000-44 (F-DBR-2)  
600\*2400\*950(MM)  
1.9\*7.9\*3.1(FT)

**DUMBBELL RACK (BASIC TYPE)**



**DIMENSIONS** A4000-44A (F-DBR-1)  
850\*2400\*950(MM)  
2.8\*7.9\*3.1(FT)

**VERTICAL DUMBBELL RACK**



**DIMENSIONS** A4000-44B  
600\*650\*1200(MM)  
1.9\*2.1\*3.9(FT)

**DIP & LEG RAISE**



**DIMENSIONS** A4000-45 (F-DLR)  
1500\*650\*1600(MM)  
4.9\*2.1\*5.2(FT)

**SQUAT RACK**



**DIMENSIONS** A4000-46  
1550\*1750\*1680(MM)  
5\*5.7\*5.5(FT)

**SEATED CALF RAISE**



**DIMENSIONS** A4000-47 (F-SCR)  
1400\*600\*1550(MM)  
4.6\*1.9\*4.9(FT)

**PLATE INCLINE BENCH**



**DIMENSIONS** A4000-48  
1920\*1280\*1240(MM)  
6.3\*4.2\*4(FT)

**PLATE FLAT BENCH**



**DIMENSIONS** A4000-48A  
1800\*1300\*1060(MM)  
5.9\*4.3\*3.5(FT)

**PLATE DECLINE BENCH**



**DIMENSIONS** A4000-48B  
2175\*1230\*1030(MM)  
7.1\*4\*3.4(FT)

**POWER RACK**



**DIMENSIONS** A4000-49(F-PR)  
1720\*1725\*2310(MM)  
5.6\*5.7\*7.5(FT)

**HANDLE RACK PRO**



**DIMENSIONS** A4000-50 (F-HDRP)  
1190\*780\*1365(MM)  
3.9\*2.55\*4.5(FT)

**HANDLE RACK**



**DIMENSIONS** A4000-50A  
540\*570\*770(MM)  
1.7\*1.9\*2.5(FT)

**BARBELL RACK (STAND TYPE)**



**DIMENSIONS** A4000-51  
1245\*560\*245(MM)  
4.1\*1.8\*0.8(FT)

**BENTOVER LATERAL RAISE**



**DIMENSIONS** A4000-52  
1765\*750\*1000(MM)  
5.8\*2.5\*3.3(FT)

**TWIST DOUBLE**



**DIMENSIONS** A4000-53(F-TD)  
1480\*585\*1270(MM)  
4.9\*1.9\*4.2(FT)

**MOVING LEG RAISE**



**DIMENSIONS** A4000-54  
1075\*690\*1420(MM)  
3.5\*2.3\*4.7(FT)

**HALF RACK**



**DIMENSIONS** A4000-55  
1370\*1720\*2270(MM)  
4.5\*5.6\*7.4(FT)

**GHD 90° ROMAN CHAIR**



**DIMENSIONS** A4000-56  
1650\*930\*1140(MM)  
5.4\*3\*3.7(FT)

**MULTI GYM PRO (8STATION)**



**DIMENSIONS** A40000-57  
4000\*6000\*2350(MM)  
13\*19.7\*7.7(FT)





**GluteMAX** STRENGTH

**Glute Training Zone Equipment**

**MULTI REVERSE GLUTE HAM**

A7058



**DIMENSIONS**

1630\*1840\*905(MM)  
5.3\*6\*2.9(FT)



**HIP THRUST RACK**

A7069



**DIMENSIONS**

1710\*1620\*930(MM)  
5.6\*5.3\*3.0(FT)



**MULTI HIP**

A7063



**DIMENSIONS**

1140\*1070\*1610(MM)  
3.7\*3.5\*5.3(FT)

**STACK**

100KG  
220LB



**POWER SQUAT**

A7073



**DIMENSIONS**

2200\*1460\*1600(MM)  
7.2\*4.8\*5.2(FT)



**MAX GLUTE KICKBACK PRO**

A7074



**DIMENSIONS**

1660\*1370\*2190(MM)  
5.4\*4.5\*7.2(FT)



**MAX LUNGE PRO**

A7075



**DIMENSIONS**

2180\*1700\*185(MM)  
7.1\*5.6\*6.1(FT)



**STANDING ABDUCTOR**

A7065



**DIMENSIONS**  
1835\*1310\*1415(MM)  
6\*4.3\*4.6(FT)



**GLUTE ISOLATOR PRO**

A7066



**DIMENSIONS**  
1600\*1200\*1900(MM)  
5.2\*3.9\*6.2(FT)

**STACK**  
100KG  
220LB



**ARC GLUTE KICKBACK**

A7067



**DIMENSIONS**  
1810\*1060\*1980(MM)  
5.9\*3.4\*6.5(FT)

**STACK**  
100KG  
220LB



**POWER RUNNER**

A6014



**DIMENSIONS**  
1370\*1450\*1440(MM)  
4.5\*4.8\*4.7(FT)



**INCLINE HIP ABDUCTION**

A7029



**DIMENSIONS**  
1900\*1480\*1220(MM)  
6.2\*4.9\*4(FT)



**STANDING HIP THRUST**

A7026



**DIMENSIONS**  
1200\*1000\*1200(MM)  
3.9\*3.3\*4(FT)



**HIP PRESS**

A7068



**DIMENSIONS**  
1970\*1610\*1680(MM)  
6.5\*5.3\*5.5(FT)



**MULTI LUNGE**

A7070



**DIMENSIONS**  
1710\*1620\*930(MM)  
5.6\*5.3\*3(FT)




**REVERSE HYPER**

A6012



**DIMENSIONS**  
1650\*1250\*1600(MM)  
5.4\*4.1\*5.2(FT)



**HIP THRUST**

A7027



**DIMENSIONS**  
1850\*1500\*1200(MM)  
6.1\*4.9\*3.9(FT)



**BELT SQUAT**

A7001



**DIMENSIONS**  
1600\*1600\*1655(MM)  
5.2\*5.2\*5.4(FT)



**SQUAT STATION PRO**

A7002



**DIMENSIONS**  
1750\*1780\*1090(MM)  
5.7\*5.8\*3.6(FT)



**GLUTE HAM**

A5007



**DIMENSIONS**

980\*1160\*1620(MM)  
3.2\*3.8\*5.3(FT)



**HIP ADDUCTION / ABDUCTION COMBO**

A5014



**DIMENSIONS**

1450\*1700\*1620(MM)  
4.8\*5.6\*5.3(FT)

**STACK**

75KG  
165LB



**ROTATING HIP THRUST**

A7059



**DIMENSIONS**

1775\*1380\*1045(MM)  
5.8\*4.5\*2.9(FT)



**GLUTEMAX**

POMERED BY MAXPUMP

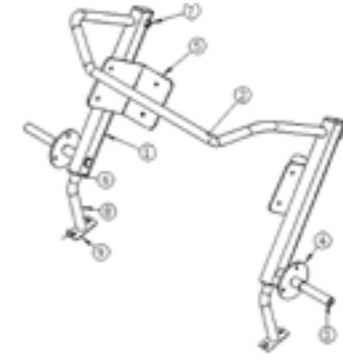
# Rapid Customization


Maxpump Services



## **RAPID CUSTOMIZED DESIGN&MANUFACTURING**

Fully customized Strength Training Equipment from concept to assembly, engineered to meet your unique performance goals and professional-grade standards—all delivered within *10-15 weeks*.





# Weightlifting Bar

Customized Products for Gym Owner

## POWERLIFTING STAINLESS BAR




Weights	Specification	Remarks
20KG	44LB	28mm*2.2m

## CERAKOTE MEN BAR



Weights	Specification	Remarks
20KG	44LB	28mm*2.2m

## CERAKOTE WOMEN BAR




Weights	Specification	Remarks
15KG	33LB	25mm*2.01m

## CERAKOTE MEN TRAINING BAR



Weights	Specification	Remarks
20KG	44LB	28mm*2.2m

## WOMEN TRAINING BAR



Weights	Specification	Remarks
15KG	33LB	25mm*2.01m

## POWERLIFTING BAR



Weights	Specification	Remarks
20KG	44LB	29mm*2.2m

## HARD CHROMIUM MEN BAR




Weights	Specification	Remarks
20KG	44LB	28mm*2.2m

## HARD CHROMIUM WOMEN BAR



Weights	Specification	Remarks
15KG	33LB	25mm*2.01m

## HARD CHROMIUM WOMEN BAR



Weights	Specification	Remarks
16KG	35LB	25mm*2.02m

**TRAINING BAR**




Weights	Specification	Remarks
12KG	26LB	28mm*1.5m

**TRAINING CURL BAR**



Weights	Specification	Remarks
9KG	19LB	28mm*1.2m

**TRAINING STRAIGHT BAR**




Weights	Specification	Remarks
10KG	22LB	28mm*1.3m

**SQUARE BAR**



Weights	Specification	Remarks
11.5KG	26LB	29mm*2.2m

**CAMOUFLAGE BAR**



Weights	Specification	Remarks
20KG	44LB	29mm*2.2m

**POWERLIFTING BAR**



Weights	Specification	Remarks
20KG	44LB	29mm*2.2m

**CAMOUFLAGE BAR**



Weights	Specification	Remarks
20KG	44LB	29mm*2.2m

**COMBO HEX BAR**



Weights	Specification	Remarks
20KG	44LB	25mm*1.42m
25KG	55LB	28mm*1.8mm
30KG	66LB	28mm*2.18m





# Barbells STRENGTH

Value-Added Services for Clients

We offer clients a custom LOGO weight service with multiple color options.

## CPU DODECAGON BARBELL



### DIMENSIONS

- JUMP EVERY 5 KILOGRAMS (1MF10-1MF50)

Classic 12-sided barbells with ends encased in heavy-duty, odorless urethane. High-quality polyurethane material. Special-treated alloy steel handle. Surface treatment nickel or hard chrome plating, 24-hour salt spray test. Close-fitting dumbbell. 12mm thick polyurethane layer. Choose from straight or curl bars. Customized knurling available. Tolerance: ±1-3%. Weight increment: 10-50KG

## CPU RING-COLLARED BARBELL



### DIMENSIONS

- JUMP EVERY 5 KILOGRAMS (1MF10-1MF50)

The stylish and durable black urethane finish is known for its superior performance. You can add your logo, slogan, or for a lighter touch, your brand color to our urethane barbell sets. High-quality polyurethane material. Surface treatment nickel or hard chrome plating, 24-hour salt spray test. Close-fitting dumbbell. 12mm thick polyurethane layer. Choose from straight or curl bars. Customized knurling available. Tolerance: ±1-3%. Weight increment: 10-50KG

## CPU CLASSIC BARBELL



### DIMENSIONS

- JUMP EVERY 5 KILOGRAMS (1MF10-1MF50)

The classic look can often be a staple in any gym and is the perfect addition to strength training at any time. High-quality polyurethane/rubber material. Surface treatment nickel or hard chrome plating, 24-hour salt spray test. Close-fitting dumbbell. 12mm thick polyurethane layer. Choose from straight or curl bars. Customized knurling available. Tolerance: ±1-3%. Weight increment: 10-50KG

## CPU INNER-DODECAGON BARBELL



### DIMENSIONS

- JUMP EVERY 5 KILOGRAMS (1MF10-1MF50)

Our urethane barbells won't be seen to scuff or mark your gym floor. Whether you are a gym, hotel, or home with your own gym, you can fully tailor your design to match what you want. High-quality polyurethane material. Surface treatment nickel or hard chrome plating, 24-hour salt spray test. Close-fitting dumbbell. 12mm thick polyurethane layer. Choose from straight or curl bars. Customized knurling available. Tolerance: ±1-3%. Weight increment: 10-50KG



# Weight Plates

STRENGTH

Custom LOGO weight service for our clients, optional in a variety of colors.

## CPU DODECAGON BUMPER PLATE



DIMENSIONS	KILOGRAMS
1.25	KG
2.5	KG
5	KG
10	KG
15	KG
20	KG
25	KG
2.5	LB
10	LB
25	LB
35	LB
45	LB

Classic 12-sided urethane Olympic discs, an innovative anti-roll design adds a safety and stylish edge to your weight training session. Unique 2 grips contoured design Tapered handgrips eliminate nipped fingers Precision casting. Premium urethane surface coating 12-sided design minimizes rolling Stainless-steel insert, and the diameter of the hole is 50.6mm +0.2mm Tolerance: ±3% Weight increment: 1.25KG-25KG / 2.5LB-45LB

## CPU RED TRIANGLE BUMPER PLATE



DIMENSIONS	KILOGRAMS
1.25	KG
2.5	KG
5	KG
10	KG
15	KG
20	KG
25	KG

Change the color of the triangle at will and laser your brand and text on, one of our best sellers. Unique 3 grips contoured design Premium urethane surface coating Specially designed handgrips eliminate finger bites and allow for precision casting Stainless-steel insert, and the diameter of the hole is 50.6mm +0.2mm Tolerance: ±3% Weight increment: 1.25KG-25KG

## CPU 4-HOLE BUMPER PLATE



DIMENSIONS	KILOGRAMS
1.25	KG
2.5	KG
5	KG
10	KG
15	KG
20	KG
25	KG

Premium polyurethane coating minimizes gym surface marks and is suitable for any free-weight zone. Unique 4 grips contoured design Premium urethane surface coating Specially designed handgrips eliminate finger bites and allow for precision casting Stainless-steel insert, and the diameter of the hole is 50.6mm +0.2mm Tolerance: ±3% Weight increment: 1.25KG-25KG Covered TPU/CPU available

## CPU WHEEL HUB BUMPER PLATE



DIMENSIONS	KILOGRAMS
5	KG
10	KG
15	KG
20	KG
25	KG
10	LB
25	LB
35	LB
45	LB
55	LB

Our Olympic weightlifting is perfectly in line with IWF competition standards, and our strong point. High-quality polyurethane material Chrome Plated steel insert with lightly glossed edges offers an alternative design to traditional Olympic discs, for gyms looking for a consistent design throughout their facility Raised color lettering in standard Olympic colors, allowing for quick weight identification The diameter of the hole is 50.6mm +0.2mm, Outer diameter of the disc is 450mm Each disc calibrated to 1% weight accuracy Weight increment: 5KG-25KG / 10LB-55LB



**CPU BUMPER PLATE LF001 TPU BUMPER PLATE LF001**



**CUP DIMENSIONS KILOGRAMS**

1.25	KG
2.5	KG
5	KG
10	KG
15	KG
20	KG
25	KG
2.5	LB
5	LB
10	LB
25	LB
35	LB
45	LB

Premium polyurethane coating minimizes gym surface marks and is suitable for any free-weight zone.  
Unique 3 grips contoured design  
Premium urethane surface coating  
Specially designed handgrips eliminate finger bites and allow for precision casting  
Stainless-steel insert, and the diameter of the hole is 50.6mm +/-0.2mm

**TPU DIMENSIONS KILOGRAMS**

1.25	KG
2.5	KG
5	KG
10	KG
15	KG
20	KG
25	KG

Tolerance: ±3%  
Weight increment: 1.25KG-25KG  
Covered TPU/CPU available

**CPU 3-HOLE BUMPER PLATE TPU 3-HOLE BUMPER PLATE**



**CUP DIMENSIONS KILOGRAMS**

1.25	KG
2.5	KG
5	KG
10	KG
15	KG
20	KG
25	KG
2.5	LB
5	LB
10	LB
25	LB
35	LB
45	LB

Ergonomic grips make this premium urethane disc a worthy addition to any free weights area.  
Unique 3 grips contoured design  
Premium urethane coating doesn't mark  
Laser-etched logo and weight with custom branding available  
Stainless-steel insert, and the diameter of the hole is 50.6mm +/-0.2mm

**TPU DIMENSIONS KILOGRAMS**

1.25	KG
2.5	KG
5	KG
10	KG
15	KG
20	KG
25	KG

Tolerance: ±3%  
Weight increment: 1.25KG-25KG / 2.5LB-45LB Covered TPU/CPU available

**CPU BUMPER PLATE LF001 TPU BUMPER PLATE LF001**



**CUP DIMENSIONS KILOGRAMS**

1.25	KG
2.5	KG
5	KG
10	KG
15	KG
20	KG
25	KG

Premium polyurethane coating minimizes gym surface marks and is suitable for any free-weight zone.  
Unique 3 grips contoured design  
Premium urethane surface coating  
Specially designed handgrips eliminate finger bites and allow for precision casting

**TPU DIMENSIONS KILOGRAMS**

1.25	KG
2.5	KG
5	KG
10	KG
15	KG
20	KG
25	KG

Stainless-steel insert, and the diameter of the hole is 50.6mm +/-0.2mm  
Tolerance: ±3%  
Weight increment: 1.25KG-25KG  
Covered TPU /CPUavailable





# Dumbbells STRENGTH

Custom LOGO weight service for our clients, optional in a variety of colors.

## CPU OCEAN DUMBBELL



### DIMENSIONS

- JUMP EVERY 2 KILOGRAMS (1MF2-1MF50)
- JUMP EVERY 2.5 KILOGRAMS (1MF52.5-1MF70)

Nice visual with the recessed outer circle. You can totally add your brand and logo to stand out from the competition.  
High-quality polyurethane material  
Special treatment alloy steel handle  
24-hour salt spray test  
Close-fitting dumbbell  
12mm thick polyurethane layer  
Close-fitting dumbbell  
Tolerance:  $\pm 1-3\%$   
Weight increment: 2-70KG / 2.5-70KG / 5-140LB

## CPU RING-COLLARED DUMBBELL



### DIMENSIONS

- JUMP EVERY 2 KILOGRAMS (1MF2-1MF50)
- JUMP EVERY 5 KILOGRAMS (1MF50-1MF60)

You can customize the color of the circle as you like, and bring highlights to your products. It must be ideal for free-weight areas.  
High-quality polyurethane material  
Special treatment alloy steel handle  
24-hour salt spray test  
Close-fitting dumbbell  
12mm thick polyurethane layer  
Customized knurling depth  
Tolerance:  $\pm 1-3\%$   
Weight increment: 2-60KG / 2.5-60KG / 5-100LB

## CPU OCTAGON DUMBBELL



### DIMENSIONS

- JUMP EVERY 2 KILOGRAMS (1MF2-1MF50)

The 8-sided design won't let the dumbbells roll around, the large enough to customize the area to meet your higher needs, and the rough leather grain gives you a different texture.  
High-quality polyurethane material  
Special treatment alloy steel handle  
24-hour salt spray test  
Close-fitting dumbbell  
12mm thick polyurethane layer  
Customized knurling depth  
Tolerance:  $\pm 1-3\%$   
Weight increment: 2-50KG / 5-120LB

## CPU DODECAGON DUMBBELL



### DIMENSIONS

- JUMP EVERY 2 KILOGRAMS (1MF2-1MF60)

12-sided premium urethane dumbbells are made to offer superior durability with a pouring process and high-grade steel.  
24-hour salt spray test  
Close-fitting dumbbell  
12mm thick polyurethane layer  
Customized knurling depth  
Tolerance:  $\pm 1-3\%$   
Weight increment: 2-60KG / 2.5-80KG / 5-200LB

## CPU GRAY INNER-RING DUMBBELL



### DIMENSIONS

- JUMP EVERY 2 KILOGRAMS (1MF2-1MF70)

You can personalize this dumbbell with unique patterns and text. Plus, the middle circle's color is fully customizable to match your preferences.  
High-quality polyurethane material  
Special treatment alloy steel handle  
24-hour salt spray test  
Close-fitting dumbbell  
12mm thick polyurethane layer  
Customized knurling depth  
Tolerance:  $\pm 1-3\%$   
Weight increment: 2-50KG / 2.5-70KG / 5-150LB


## CPU CLASSIC DUMBBELL



### DIMENSIONS

- JUMP EVERY 2 KILOGRAMS (1MF2-1MF60)


Basic rubber dumbbells, high-quality handles, and 12mm rubber thickness, longer service life than ordinary rubber.  
High-quality rubber material  
Special treatment alloy steel handle  
24-hour salt spray test  
Close-fitting dumbbell  
12mm thick polyurethane layer  
Customized knurling depth  
Tolerance:  $\pm 1-3\%$   
Weight increment: 2-60KG / 2.5-60KG / 5-150LB




# Upholstery Color

STRENGTH


Custom LOGO weight service for our clients,  
optional in a variety of colors.




BLACK



GREY



RED



RPYABLUE



# Frame Colors

STRENGTH


Custom LOGO weight service for our clients, optional in a variety of colors.

## FRAME COLOURS

Glossy black  C8960HT	Glossy green  C6046	Glossy blue  C7052	Glossy orange  C5077	Glossy purple  C3102	Glossy red  C3086
Outdoor yellow  HR-CB015-1	Glossy white  B1190	Matt white  B1204F2	Glossy yellow  C5059	yellow  HR-BB023	RPYABLUE  C8960HT
pink  HR-CE071	Matt Black  C5059	Matt white  HR-BA052	Orange  HR-BB033	Matt Black  HR-BG011	Indoor red  HR-BE022-1

## PRODUCT COLOR







# Gym Flooring

Custom Logo Weights  
Premium Quality Gym Flooring

## RUBBER MAT




CSP-RT-001




CSP-RT-002




CSP-RT-003



CSP-RT-004




CSP-RT-005




CSP-RT-006


SPECIFICATIONS	THICKNESS	APPLICATION
300MM X 300MM 500MM X 500MM 1000MM X 1000MM	10MM-50MM	STADIUM, TRAINING GROUND, PLAYGROUND, GYM, WORKSHOP
FEATURES	ELASTL, PREVENT, SLIPPERY, PROTECTIVE PERFORMANCE IS GOOD	




CSP-FT-001




CSP-FT-002




CSP-FT-003



CSP-FT-004



CSP-FT-005




CSP-FT-006

SPECIFICATIONS	THICKNESS	FEATURES
500MM X 500MM 1000MM X 1000MM	15MM-50MM	ELASTL, PREVENT, SLIPPERY, PROTECTIVE PERFORMANCE IS GOOD
COLOR	WHITE, RED, YELLOW, BLUE, GREEN, ORANGE, GRAY, ANY COLOR COMBINATION	
APPLICATION	STADIUM, TRAINING GROUND, PLAYGROUND, GYM, WORKSHOP	




# RUBBER MAT



CSP-IT-001    CSP-IT-002    CSP-IT-003    CSP-IT-004    CSP-IT-005    CSP-IT-006

SPECIFICATIONS	THICKNESS	FEATURES
500MM X 500MM 1000MM X 1000MM	10MM-25MM	ELASTL,PREVENT,SLIPPERY,PROTECTIVE PERFORMANCEIS GOOD
COLOR	APPLICATION	
WH ITE,RED,YELLOW,BLUE,G REEN,ORANGE,GRAY,ANY COLOR COM BL NATION	STADIUM,TRAINING GROUND,PLAYGROUND,GYM,WORKSHOP	




CSP-IT-007    CSP-IT-008    CSP-IT-009    CSP-IT-010    CSP-IT-011    CSP-IT-012

SPECIFICATIONS	THICKNESS	FEATURES
500MM X 500MM 1000MM X 1000MM	15MM-50MM	ELASTL,PREVENT,SLIPPERY,PROTECTIVE PERFORMANCEIS GOOD
COLOR	APPLICATION	
WHITE,RED,YELLOW,BLUE,GREEN,ORANGE,GRAY,ANY COLOR COMBINATION	STADIUM,TRAINING GROUND,PLAYGROUND,GYM,WORKSHOP	



# RUBBER MAT



CSP-RR-001    CSP-RR-002    CSP-RR-003    CSP-RR-004    CSP-RR-005    CSP-RR-006    CSP-RR-007    CSP-RR-008

SPECIFICATIONS	THICKNESS	FEATURES
300MM X 300MM 500MM X 500MM 1000MM X 1000MM	10MM-50MM	ELASTL,PREVENT,SLIPPERY,PROTECTIVE PERFORMANCEIS GOOD
COLOR	APPLICATION	
WHITE,RED,YELLOW,BLUE,GREEN,ORANGE,GRAY,ANY COLOR COMBINATION	STADIUM,TRAINING GROUND,PLAYGROUND,GYM,WORKSHOP	



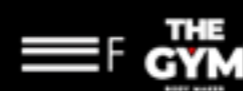
GYMS THAT PARTNER WITH MAXPUMP

MAXPUMP X GYM

# OUR PARTNERS

DESIGNED FOR ELITE ATHLETES

## OUR PARTNERS



# MAXPUMP

DESIGNED FOR ELITE ATHLETES

[www.maxpumpsport.com](http://www.maxpumpsport.com)

 MAXPUMPSPORT

 maxpumpsport

# MAXPUMP ENGINEERED IN USA

Maxpump's US-designed, ergonomic, and innovative devices ensure efficient and safe training. Elevate your performance with our patented equipment

UNLOCK YOUR ELITE POTENTIAL

**MAXPUMP**

DESIGNED FOR ELITE ATHLETES